

CUSTOMER _____



ROOM _____

WINDOW _____

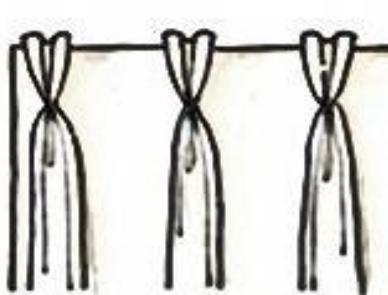
Custom Drapery Worksheet

1. Choose Your Top Treatment Style

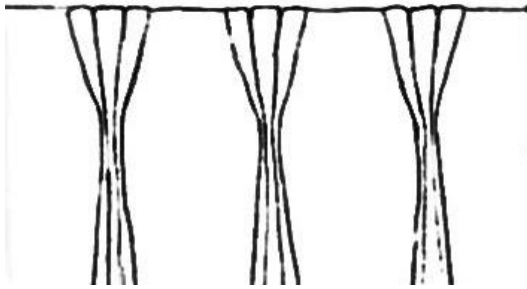
Grommet Top (GRT)



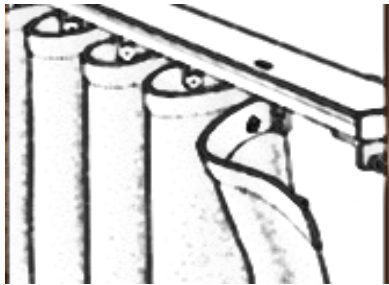
Pinch (double) Pleat (PP)



French (triple) Pleat (FRP)




Ripplefold (RPF)



Rod Pocket (RDP)



Euro Pleat (EP)



Reverse Pleat (RVP)



Flat Panel (FLP)



Custom Drapery: Fabric and Trim Choices

CUSTOMER _____

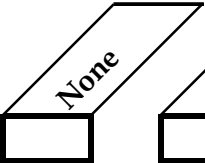
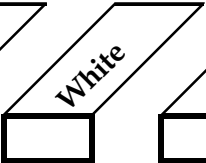
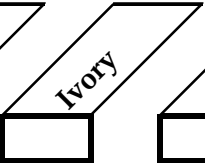
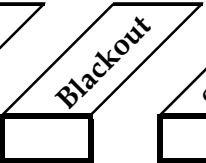

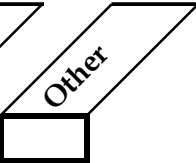
ROOM _____
WINDOW _____

2. Choose Your Fabric (s)





1	Company	Pattern	Color
2	Company	Pattern	Color
3	Company	Pattern	Color
4	Company	Pattern	Color




OFFICE USE ONLY			
Width	VR	HR	YDS REQ
Width	VR	HR	YDS REQ
Width	VR	HR	YDS REQ
Width	VR	HR	YDS REQ

3. Choose Your Lining Option:

					
---	---	---	---	--	--

5. (Grommet Top Style Only) Choose Your Grommet Finish and Size:

				
Nickel	Brass	Black	Copper	Oil-rubbed Bronze

			
3/4"	1-1/8"	1-7/16"	1-9/16"

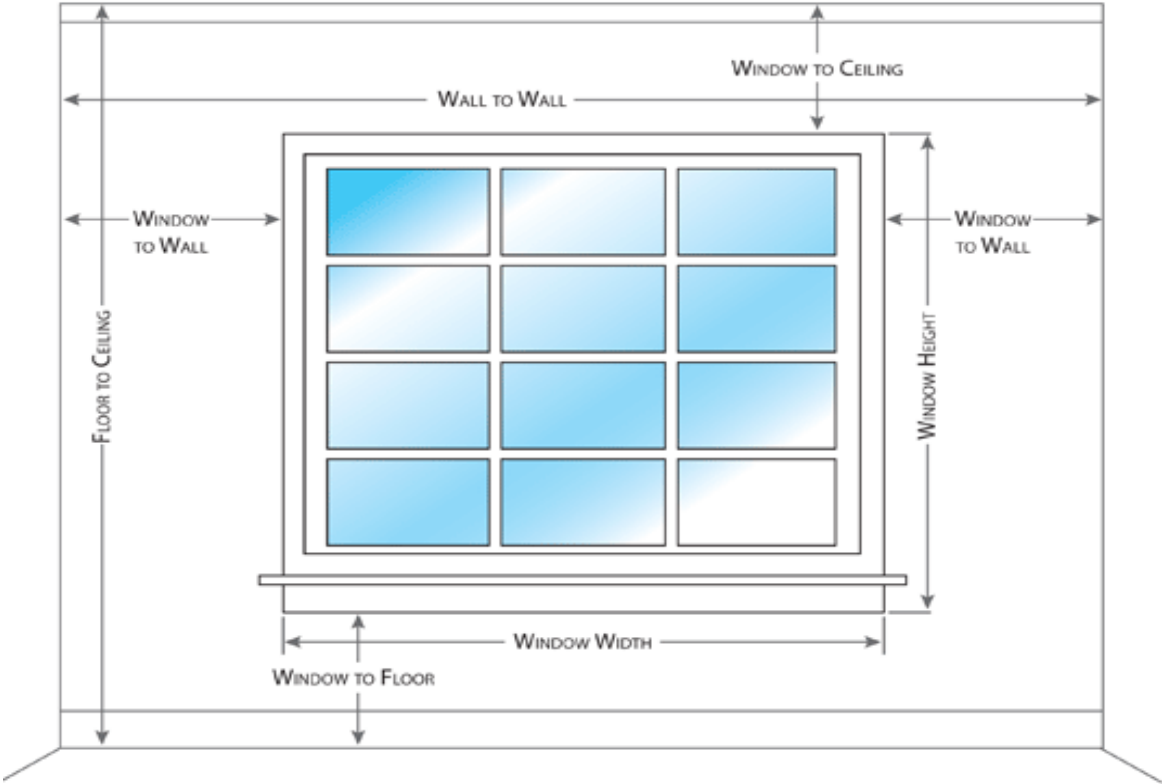
Custom Drapery: Window Dimensions

CUSTOMER _____

ROOM _____

WINDOW _____

HOW TO MEASURE DRAPERIES



Window Dimensions

- Window width: _____
- Window height: _____
- Window to wall (right): _____
- Window to wall (left): _____
- Window to floor: _____
- Floor to ceiling height: _____
- Wall to wall width: _____
- Window to ceiling: _____
- Trim width: _____
- Trim depth: _____

- ** PLEASE INCLUDE PHOTOS:**
1. Close-up of window (trim to trim)
 2. Full-length window & wall
 3. Any obstruction to be considered

NOTES:

Measured By: _____

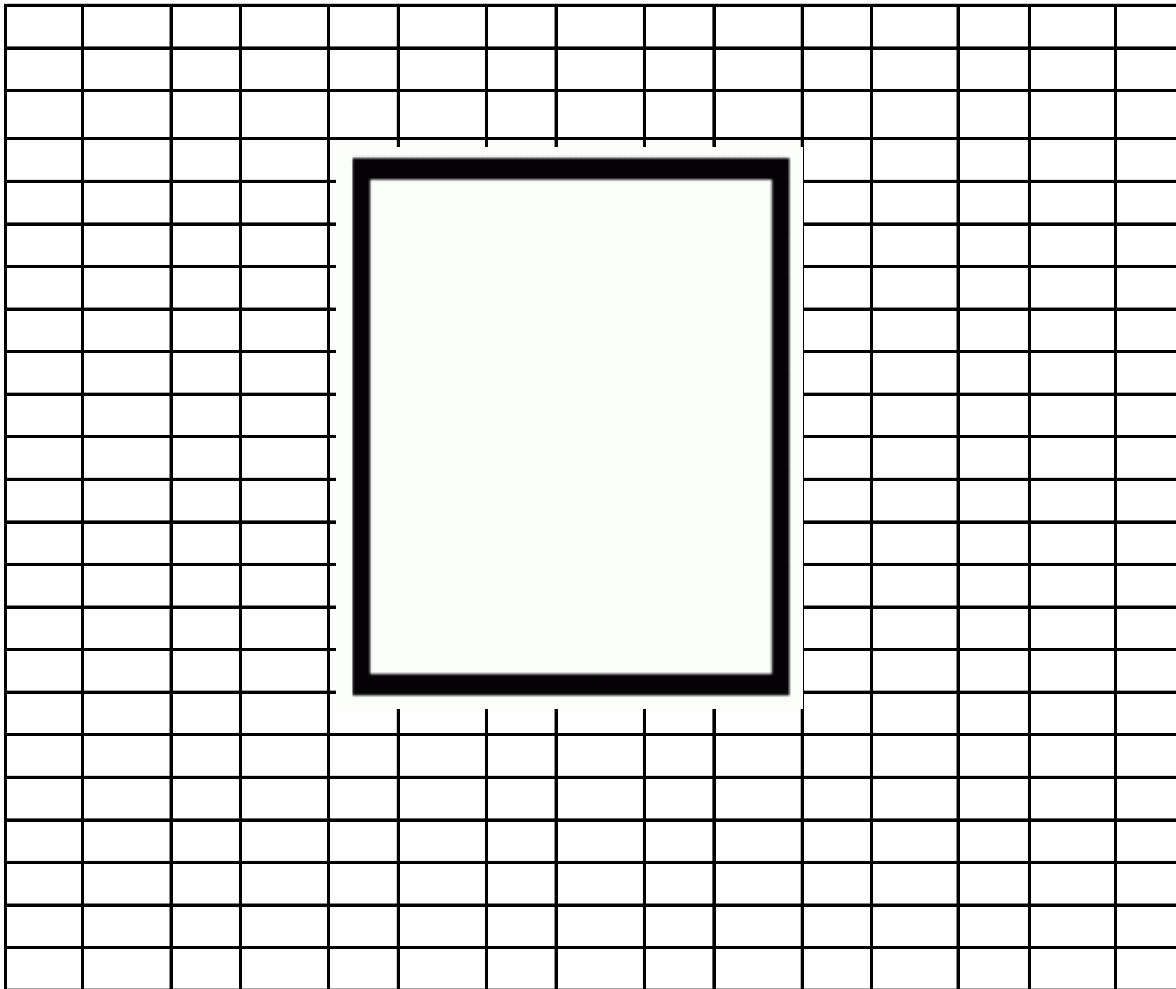
Custom Drapery: Functional Specification

CUSTOMER _____

ROOM _____

WINDOW _____

Sketch Drapery Position



Functional Specifications

Mounting height _____
Draw Direction _____
Control Side _____
Preferred Stack width _____
Hem length (off floor) _____

Notes:


Custom Drapery: Trim or Color Banding Application

CUSTOMER _____

ROOM _____

WINDOW _____

Sketch Trim Application/Banding



Specify your trim choice(s):

1
Company

Pattern

Color

Trim Type

2
Company

Pattern

Color

Trim Type

OFFICE USE	
<input style="width: 90%; height: 20px;" type="text"/> Width	<input style="width: 90%; height: 20px;" type="text"/> YDS REQ
<input style="width: 90%; height: 20px;" type="text"/> Width	<input style="width: 90%; height: 20px;" type="text"/> YDS REQ