

DATE: \_\_\_\_\_  
 CUSTOMER: \_\_\_\_\_



**CUSTOM PILLOW WORKSHEET**

**1. Choose your pillow shape/size:**

	<b>Square</b>
--	---------------

	16"
	18"
	20"
	22"
	24"



	<b>Round</b>
--	--------------

	12"
	14"
	16"
	18"
	20"



	<b>Rectangle</b>
--	------------------

	10 x 12
	12 x 16
	12 x 20
	20 x 26
	20 x 30



	<b>Bolster</b>
--	----------------

	7 x 18
	8 x 24
	10 x 20
	10 x 40



**2. Choose your edge treatment:**

**Gusset**

1"  
 2"  
 3"  
 4"



**Self Welt**

small  
 med  
 large  
 X-large



**Contrast Welt**

small  
 med  
 large  
 X-large



**Knife Edge**



**3. Choose your Fabric(s):**

1

Company

Pattern

Color

2

Company

Pattern

Color

OFFICE USE ONLY			
<input type="text"/>	<input type="text"/>	<input type="text"/>	<input type="text"/>
Width	VR	HR	Price
<input type="text"/>	<input type="text"/>	<input type="text"/>	<input type="text"/>
Width	VR	HR	Price

**4. Choose your Trim(s):**

1   
Company

Pattern

Color

2   
Company

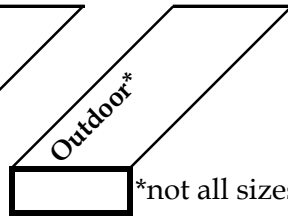
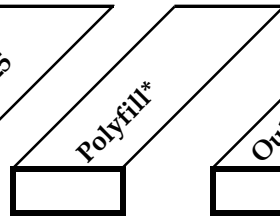
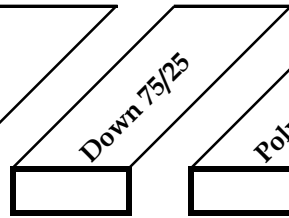
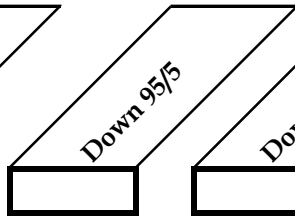
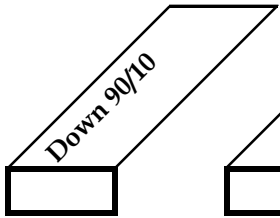
Pattern

Color

OFFICE USE ONLY		
<input type="text"/> Width	<input type="text"/> Trim Type	<input type="text"/> Price
<input type="text"/> Width	<input type="text"/> Trim Type	<input type="text"/> Price

**NOTE: Please complete Trim Application Sheet for your chosen pillow shape**

**5. Choose your pillow insert(s):**



\*not all sizes

