

DATE _____
CUSTOMER _____



Custom Bedding Worksheet

1. Choose Your Bedding Style:

Duvet Cover: Flange



Duvet Cover: Welt



Bedspread



Dust Skirt: Pleated



Pleated

Dust Skirt: Tailored



Tailored

Dust Skirt: Shirred



Shirred

Sham: Flange



Sham: Ruffle



Sham: Welt



Sham: Knife Edge



Custom Bedding: Trim Application



1

Company

Pattern

Color

Width

Trim Type

2

Company

Pattern

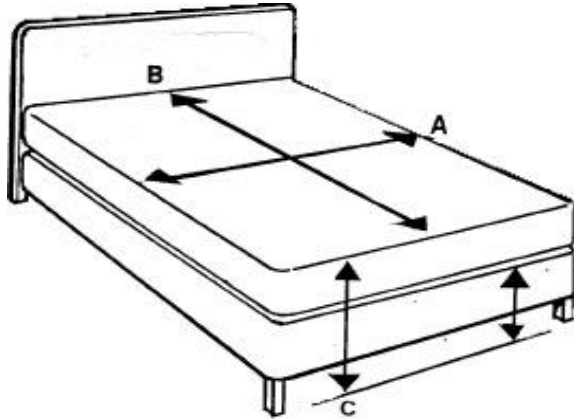
Color

Width

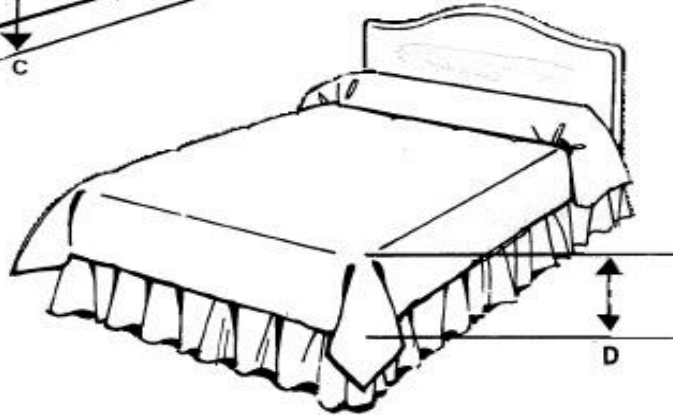
Trim Type

Custom Bedding: Bed/Pillow Dimensions

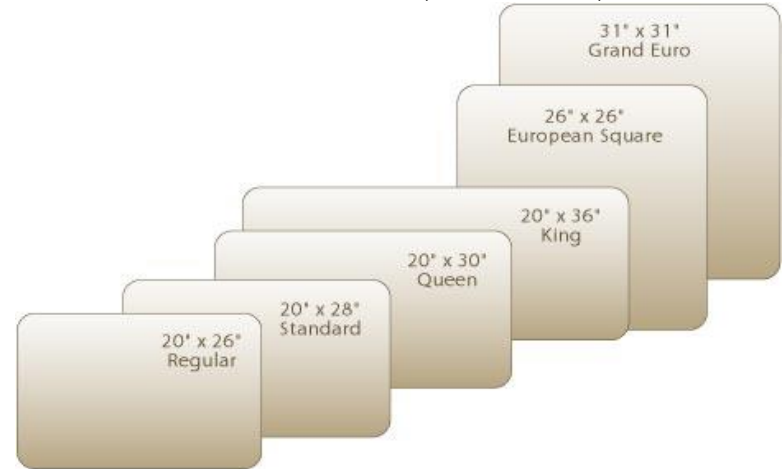
Enter Bed Dimensions:



A	Mattress Width	
B	Mattress Length	
C	Bedspread Drop	
D	Coverlet/Comforter Drop	
E	Dust Skirt Drop	



Indicate Pillow Size (for Shams):



Choose your Fabric(s):

1			
	Company	Pattern	Color
2			
	Company	Pattern	Color

OFFICE USE ONLY			
Width	VR	HR	Price
Width	VR	HR	Price